



# Iowa Core Report 2017-2018

Hartley-Melvin-Sanborn Comm Schools  
(2862)



**Iowa Testing Programs**

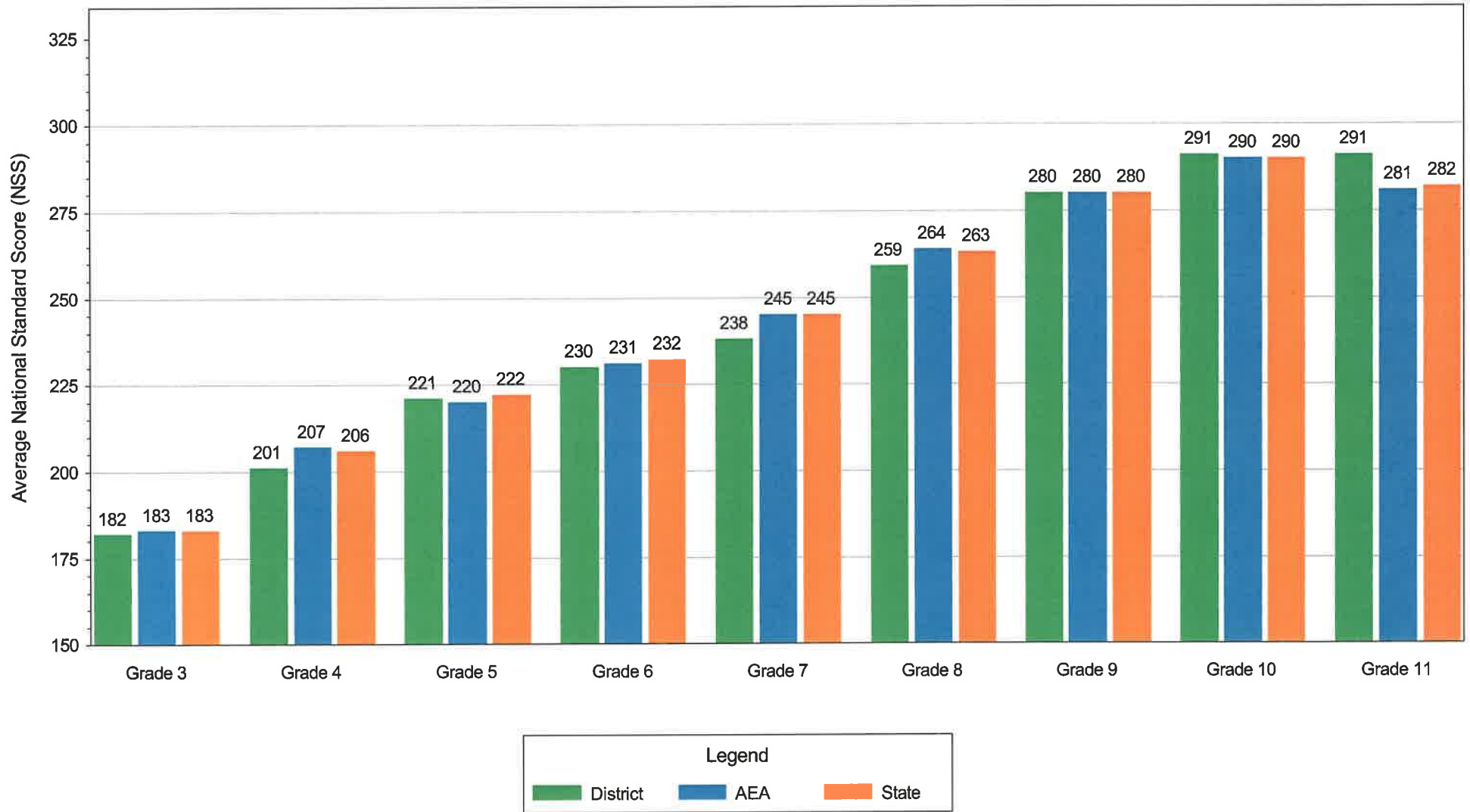
Created on 03/02/2018

# Overview

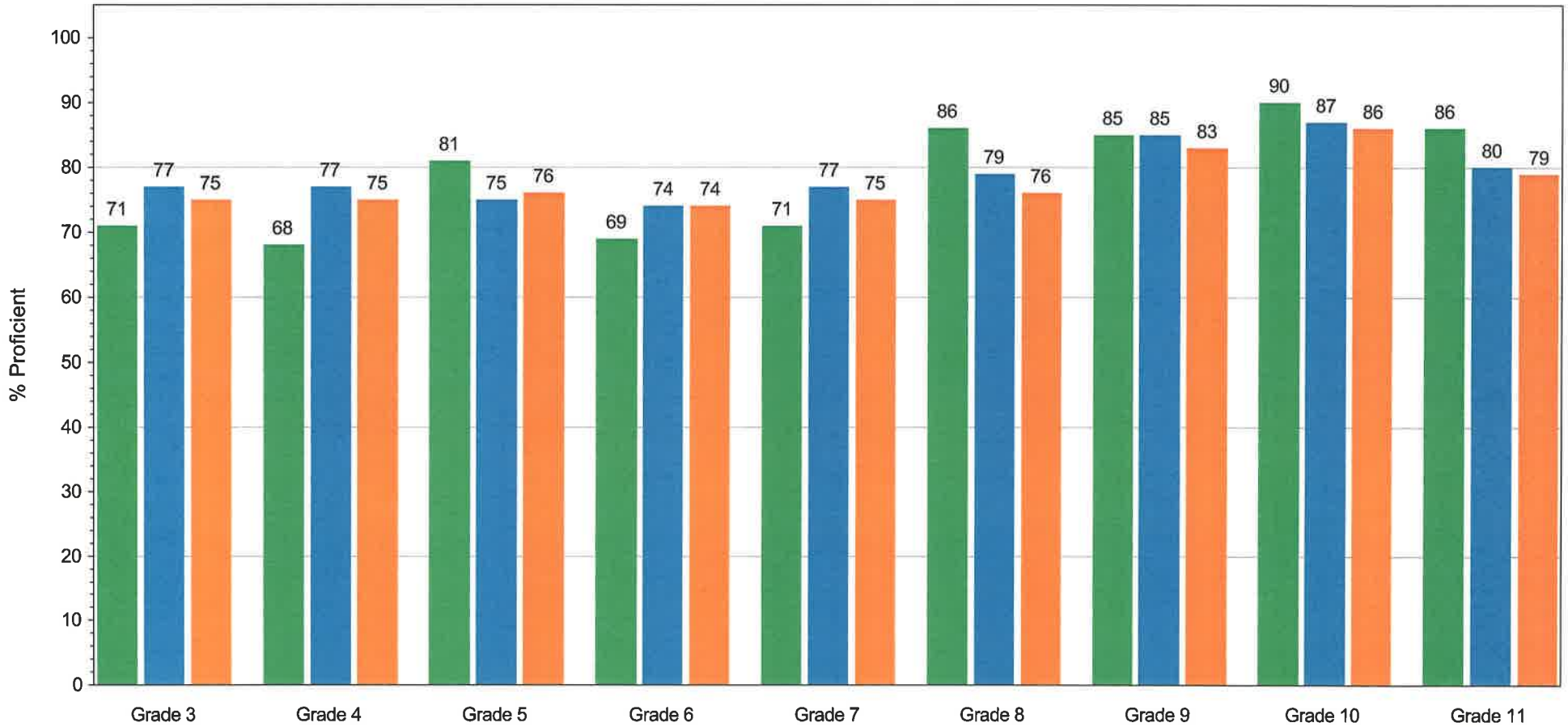
This report summarizes student achievement information on the *Iowa Assessments* for grades in your district. To provide this report in a timely manner, only your district's results reflect performance during the 2017-2018 school year. AEA and state performances are for the previous year. As districts test throughout the year, time-of-year adjustments were made to allow for comparisons with the AEA and state averages.

- The **2017-2018 Snapshots** summarize the performance of your students across grades and compare your students with those in your AEA and the state.
- **Proficiency** results show the performance of grade groups and compares your students to the AEA and state.
- **Growth** results show change for grade cohorts in your district.
- **Iowa Core** results show how your students perform on major domains of the Iowa Core Standards in Reading and Mathematics.
- Check to make sure that you are viewing the most current report. Any data changes or additions may not be reflected. A final report will be created at the end of the school year that updates the AEA and state results.

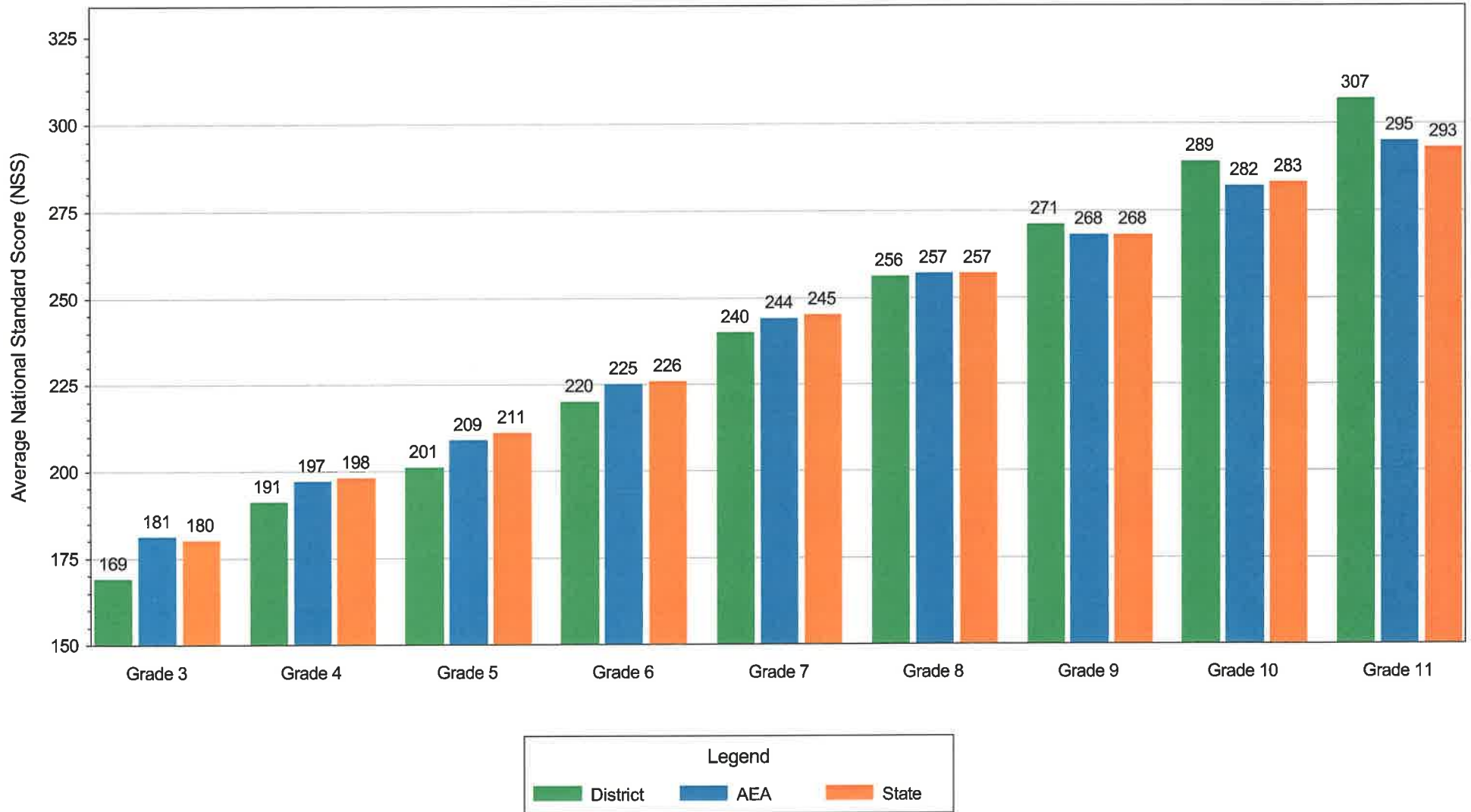
**Figure 1**  
**Reading Snapshot: Average NSS by Grade**  
**Hartley-Melvin-Sanborn Comm Schools: 2017-2018**



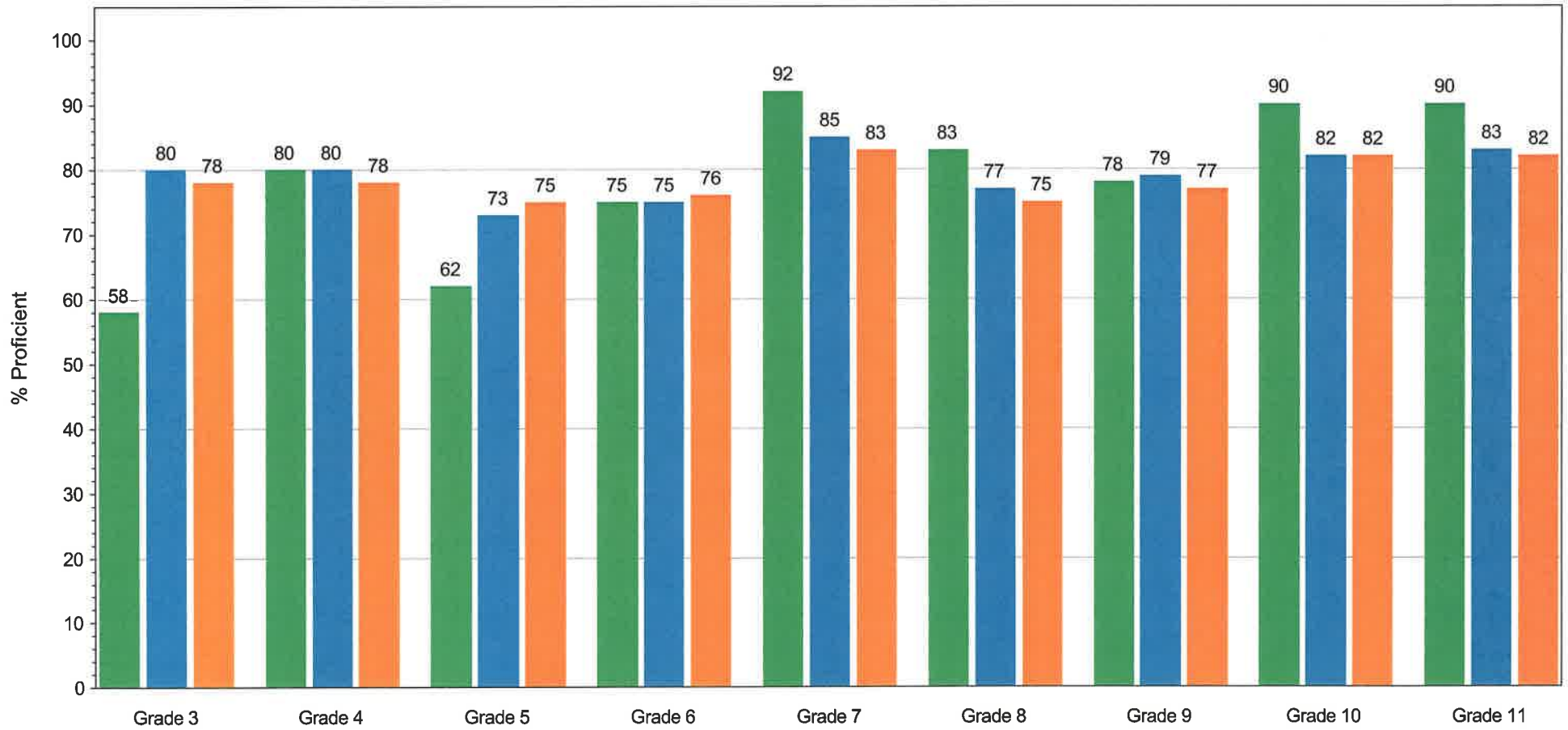
**Figure 2**  
**Reading: Percent Proficient by Grade**  
**Hartley-Melvin-Sanborn Comm Schools: 2017-2018**



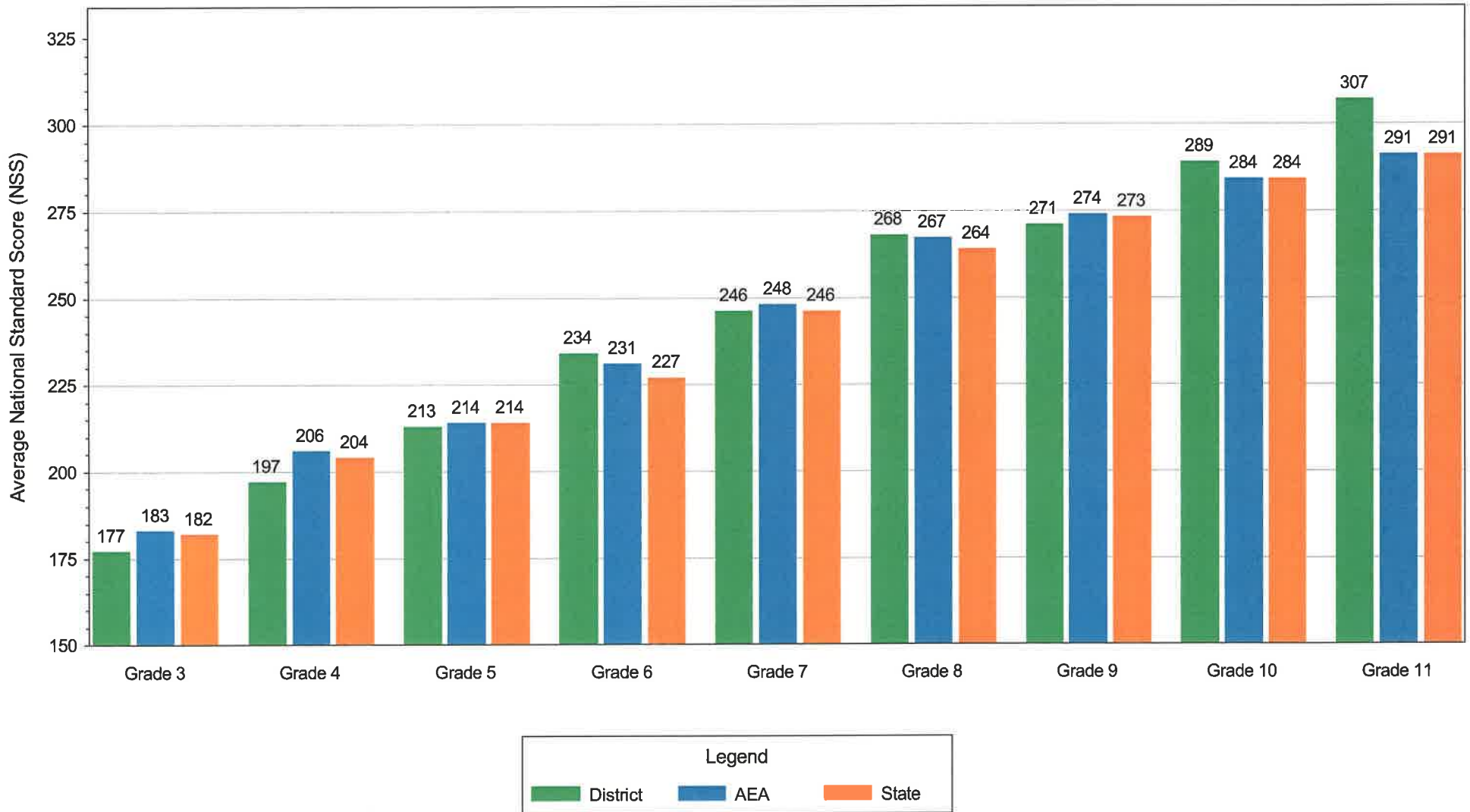
**Figure 3**  
**Mathematics Snapshot: Average NSS by Grade**  
**Hartley-Melvin-Sanborn Comm Schools: 2017-2018**



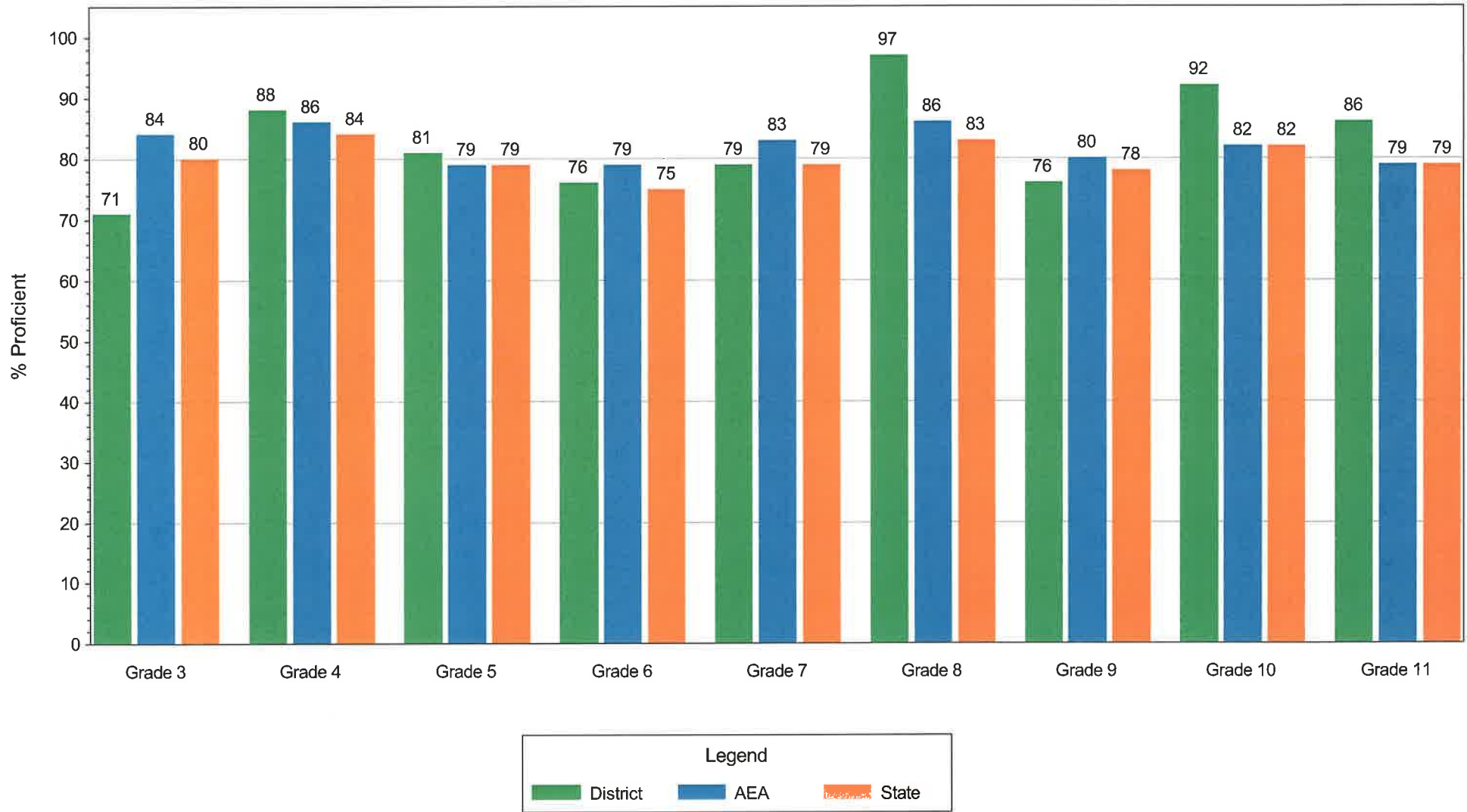
**Figure 4**  
**Mathematics: Percent Proficient by Grade**  
**Hartley-Melvin-Sanborn Comm Schools: 2017-2018**



**Figure 5**  
**Science Snapshot: Average NSS by Grade**  
**Hartley-Melvin-Sanborn Comm Schools: 2017-2018**

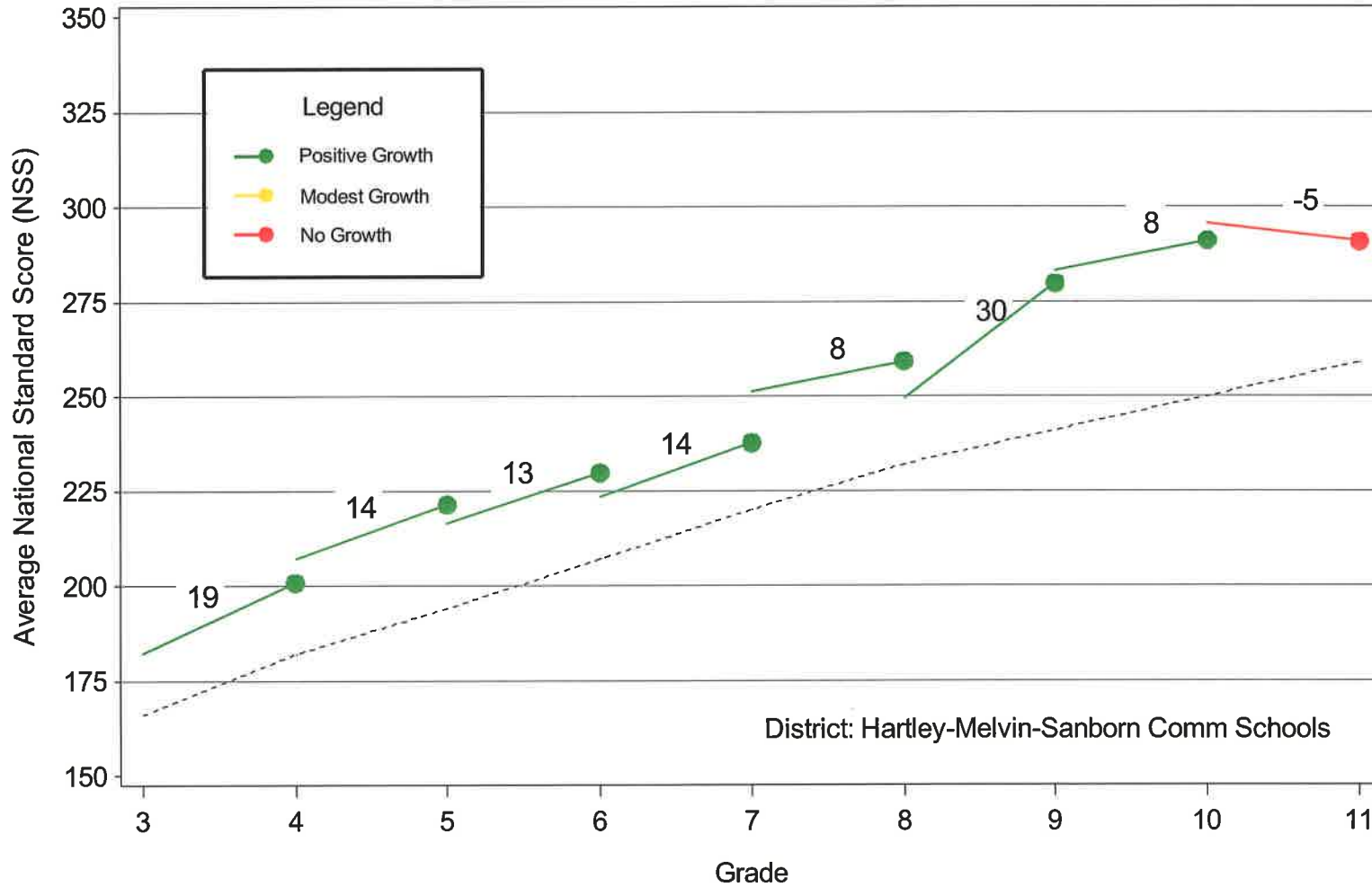


**Figure 6**  
**Science: Percent Proficient by Grade**  
**Hartley-Melvin-Sanborn Comm Schools: 2017-2018**



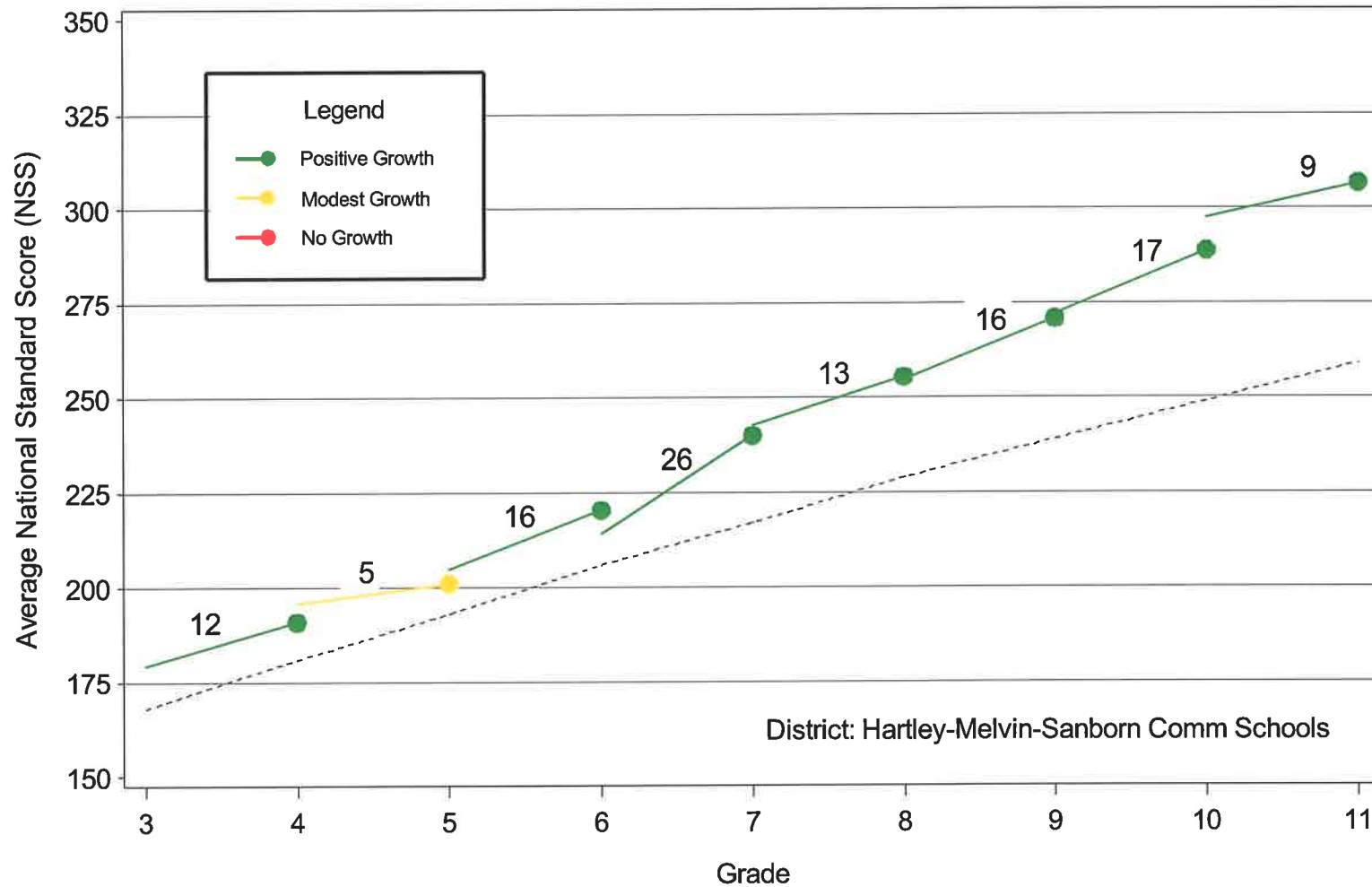


**Figure 7**  
**Cohort Growth in Reading**  
**for the 2016-2017 to 2017-2018 School Years**



The above graph depicts the growth of students in your district. Each line segment represents a different cohort. The dots indicate this year's average NSS for each grade. The line attached and the number above it show the amount of growth a particular cohort made over the past year. The dashed line indicates the level of achievement required for proficiency. Note that growth was not calculated using matched students.

**Figure 8**  
**Cohort Growth in Mathematics**  
**for the 2016-2017 to 2017-2018 School Years**



The above graph depicts the growth of students in your district. Each line segment represents a different cohort. The dots indicate this year's average NSS for each grade. The line attached and the number above it show the amount of growth a particular cohort made over the past year. The dashed line indicates the level of achievement required for proficiency. Note that growth was not calculated using matched students.

**Table 1**  
**Domain Performance in Reading on the Iowa Core: Grades 3-8**  
**Hartley-Melvin-Sanborn Comm Schools: 2017-2018**

<b>Iowa Core: Reading</b>									
<b>Grade 3 (n=55)</b>					<b>Grade 4 (n=41)</b>				
<i>Domain</i>	# of <i>Points</i>	<i>Percent Correct</i>			<i>Domain</i>	# of <i>Points</i>	<i>Percent Correct</i>		
		<i>District</i>	<i>AEA</i>	<i>Iowa</i>			<i>District</i>	<i>AEA</i>	<i>Iowa</i>
Key Ideas & Details	28	66%	69%	68%	Key Ideas & Details	26	65%	69%	69%
Craft & Structure	11	55%	60%	61%	Craft & Structure	12	62%	67%	66%
Integration of Knowledge & Ideas	02	67%	70%	70%	Integration of Knowledge & Ideas	04	57%	65%	64%
Total	41				Total	42			
<b>Grade 5 (n=47)</b>					<b>Grade 6 (n=55)</b>				
<i>Domain</i>	# of <i>Points</i>	<i>Percent Correct</i>			<i>Domain</i>	# of <i>Points</i>	<i>Percent Correct</i>		
		<i>District</i>	<i>AEA</i>	<i>Iowa</i>			<i>District</i>	<i>AEA</i>	<i>Iowa</i>
Key Ideas & Details	24	68%	67%	68%	Key Ideas & Details	25	67%	68%	69%
Craft & Structure	15	68%	68%	69%	Craft & Structure	16	67%	69%	69%
Integration of Knowledge & Ideas	04	68%	65%	66%	Integration of Knowledge & Ideas	03	56%	56%	56%
Total	43				Total	44			
<b>Grade 7 (n=48)</b>					<b>Grade 8 (n=35)</b>				
<i>Domain</i>	# of <i>Points</i>	<i>Percent Correct</i>			<i>Domain</i>	# of <i>Points</i>	<i>Percent Correct</i>		
		<i>District</i>	<i>AEA</i>	<i>Iowa</i>			<i>District</i>	<i>AEA</i>	<i>Iowa</i>
Key Ideas & Details	27	63%	67%	67%	Key Ideas & Details	27	68%	71%	70%
Craft & Structure	14	64%	68%	67%	Craft & Structure	15	69%	69%	68%
Integration of Knowledge & Ideas	04	52%	58%	59%	Integration of Knowledge & Ideas	04	71%	72%	72%
Total	45				Total	46			

**Table 2**  
**Domain Performance in Reading on the Iowa Core: Grades 9-11**  
**Hartley-Melvin-Sanborn Comm Schools: 2017-2018**

<i>Iowa Core: Reading</i>									
<b>Grade 9 (n=46)</b>					<b>Grade 10 (n=49)</b>				
<i>Domain</i>	# of <i>Points</i>	<i>Percent Correct</i>			<i>Domain</i>	# of <i>Points</i>	<i>Percent Correct</i>		
		<i>District</i>	<i>AEA</i>	<i>Iowa</i>			<i>District</i>	<i>AEA</i>	<i>Iowa</i>
Key Ideas & Details	21	68%	67%	67%	Key Ideas & Details	23	64%	64%	64%
Craft & Structure	16	66%	67%	66%	Craft & Structure	13	70%	70%	70%
Integration of Knowledge & Ideas	03	60%	66%	64%	Integration of Knowledge & Ideas	04	74%	71%	70%
<b>Total</b>	<b>40</b>				<b>Total</b>	<b>40</b>			

<b>Grade 11 (n=51)</b>				
<i>Domain</i>	# of <i>Points</i>	<i>Percent Correct</i>		
		<i>District</i>	<i>AEA</i>	<i>Iowa</i>
Key Ideas & Details	24	68%	62%	62%
Craft & Structure	12	72%	68%	68%
Integration of Knowledge & Ideas	04	62%	57%	58%
<b>Total</b>	<b>40</b>			

**Table 3**  
**Domain Performance in Mathematics on the Iowa Core: Grades 3-8**  
**Hartley-Melvin-Sanborn Comm Schools: 2017-2018**

<b>Iowa Core: Mathematics</b>										
<b>Grade 3 (n=55)</b>					<b>Grade 4 (n=41)</b>					
<i>Domain</i>	# of <i>Points</i>	<i>Percent Correct</i>			<i>Domain</i>	# of <i>Points</i>	<i>Percent Correct</i>			
		<i>District</i>	<i>AEA</i>	<i>Iowa</i>			<i>District</i>	<i>AEA</i>	<i>Iowa</i>	
Operations & Algebraic Thinking	14	51%	67%	67%	Operations & Algebraic Thinking	17	65%	69%	69%	
Number & Operations in Base 10	06	46%	63%	62%	Number & Operations in Base 10	08	59%	64%	65%	
Number & Operations - Fractions	02	46%	74%	72%	Number & Operations - Fractions	02	44%	63%	64%	
Measurement & Data	22	59%	69%	68%	Measurement & Data	22	66%	69%	69%	
Geometry	06	49%	61%	60%	Geometry	06	39%	55%	55%	
Total	50				Total	55				
<b>Grade 5 (n=47)</b>					<b>Grade 6 (n=55)</b>					
<i>Domain</i>	# of <i>Points</i>	<i>Percent Correct</i>			<i>Domain</i>	# of <i>Points</i>	<i>Percent Correct</i>			
		<i>District</i>	<i>AEA</i>	<i>Iowa</i>			<i>District</i>	<i>AEA</i>	<i>Iowa</i>	
Operations & Algebraic Thinking	15	60%	65%	66%	Ratios & Proportional Relationships	05	46%	49%	51%	
Number & Operations in Base 10	11	53%	59%	61%	The Number System	19	55%	61%	62%	
Number & Operations - Fractions	02	43%	53%	56%	Expressions & Equations	09	62%	64%	65%	
Measurement & Data	23	63%	67%	68%	Geometry	14	49%	57%	58%	
Geometry	09	41%	55%	56%	Statistics & Probability	09	60%	62%	61%	
					Mathematical Practices, Measurement	09	74%	71%	70%	
Total	60				Total	65				
<b>Grade 7 (n=48)</b>					<b>Grade 8 (n=35)</b>					
<i>Domain</i>	# of <i>Points</i>	<i>Percent Correct</i>			<i>Domain</i>	# of <i>Points</i>	<i>Percent Correct</i>			
		<i>District</i>	<i>AEA</i>	<i>Iowa</i>			<i>District</i>	<i>AEA</i>	<i>Iowa</i>	
Ratios & Proportional Relationships	09	58%	62%	64%	The Number System	16	64%	63%	62%	
The Number System	17	62%	64%	64%	Expressions & Equations	20	63%	65%	64%	
Expressions & Equations	10	63%	66%	64%	Functions	02	59%	52%	50%	
Geometry	15	47%	53%	53%	Geometry	17	49%	51%	52%	
Statistics & Probability	10	42%	50%	50%	Statistics & Probability	12	63%	63%	63%	
Mathematical Practices, Measurement	09	73%	70%	70%	Mathematical Practices, Measurement	08	49%	55%	56%	
Total	70				Total	75				

**Table 4**  
**Domain Performance in Mathematics on the Iowa Core: Grades 9-11**  
**Hartley-Melvin-Sanborn Comm Schools: 2017-2018**

<i>Iowa Core: Mathematics</i>									
<i>Grade 9 (n=46)</i>					<i>Grade 10 (n=49)</i>				
<i>Domain</i>	<i># of Points</i>	<i>Percent Correct</i>			<i>Domain</i>	<i># of Points</i>	<i>Percent Correct</i>		
		<i>District</i>	<i>AEA</i>	<i>Iowa</i>			<i>District</i>	<i>AEA</i>	<i>Iowa</i>
Number & Quantity	17	49%	49%	50%	Number & Quantity	14	54%	52%	52%
Algebra	07	54%	49%	49%	Algebra	09	67%	55%	55%
Functions	02	65%	58%	56%	Functions	02	47%	53%	52%
Geometry	08	49%	49%	50%	Geometry	08	46%	50%	52%
Statistics & Probability	06	50%	53%	53%	Statistics & Probability	07	60%	55%	56%
Total	40				Total	40			

<i>Grade 11 (n=51)</i>				
<i>Domain</i>	<i># of Points</i>	<i>Percent Correct</i>		
		<i>District</i>	<i>AEA</i>	<i>Iowa</i>
Number & Quantity	12	62%	52%	52%
Algebra	10	65%	56%	55%
Functions	02	40%	46%	42%
Geometry	08	58%	46%	47%
Statistics & Probability	08	64%	60%	60%
Total	40			